




# Directional Sector Antenna



Tip: Pictures are for reference only.  
Please refer to physical objects.

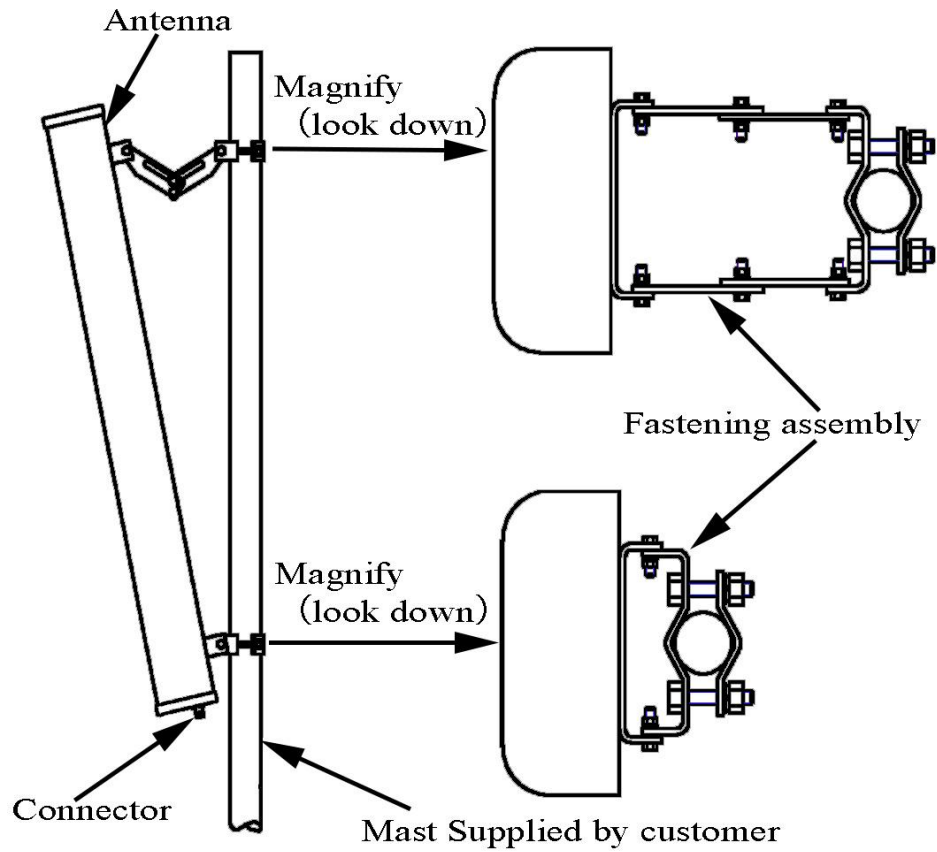
- Model: FTD-0809SH1818DP30A
- Name: Directional Sector Antenna
- Freq.Range: 820 to 896 / 870 to 960 MHz
- Communications system: CDMA/GSM,  
Wireless cellular Communication System,  
Wireless trunking communication system
- Application scenario: Point to multipoint,  
Repeater antenna, Base station antenna,  
Wireless digital transmission,  
Long-distance communication,  
Wireless data and image transmission,  
Outdoor signal directional coverage

Electrical Specifications				
Freq.Range-MHz	820 to 896		870 to 960	
Polarization	±45°			
Gain-dBi	2×17.5		2×18	
Beam Electrical Downtilt-°	0			
Half-power beam width-°	H:33	E:15	H:30	E:14
First upper sidelobe suppression	N/A			
F/B-dB	≥ 27			
Cross-pol-isolation-dB	≥28			
Cross-pol. Discrimination_XPD-dB	≥15 (±30°≥10)			
Impedance-Ω	50			
VSWR	≤ 1.5			
Third-order passive intermodulation-dBc	≤-150dBc (2×43dBm)			
Max.Power-W	500			
Lightning Protection	DC Grounded			

Mechanical Specifications	
Connector	2×N female
Connector Position	Bottom
Dimension-MM	About 1270×570×85
Weight-KG	About 25
Radome material	UPVC
Radome color	Gray
Mechanical tilt-°	0 to 15
Operational Temperature-°C	-40 to 60
Storage Temperature-°C	-55 to 85
Relative Humidity-%	5 to 95
Rated Wind Velocity-M/S	60
Mounting way	Mast 【Φ50 to 115】

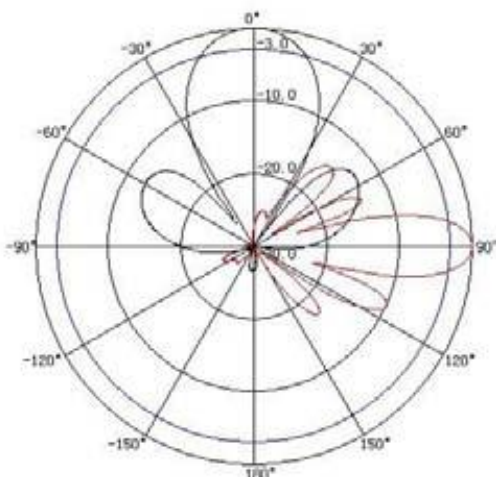


## Installation Demonstrations



## Typical pattern

820~896MHz



870~960MHz

