




Directional Sector Antenna



- Model: FTD-0825SH1416DP65A
- Name: Directional Sector Antenna
- Freq.Range: 820 to 960 / 1710 to 2200 / 2200 to 2500 MHz
- Communications system: WIFI/WLAN/ISM, GSM/CDMA/EGSM/DCS1800/MMDS, TD-SCDMA/WCDMA/TDD&FDD-LTE, Wireless trunking communication system, Wireless cellular Communication System
- Application scenario: Point to multipoint, Repeater antenna, Base station antenna, Outdoor signal directional coverage

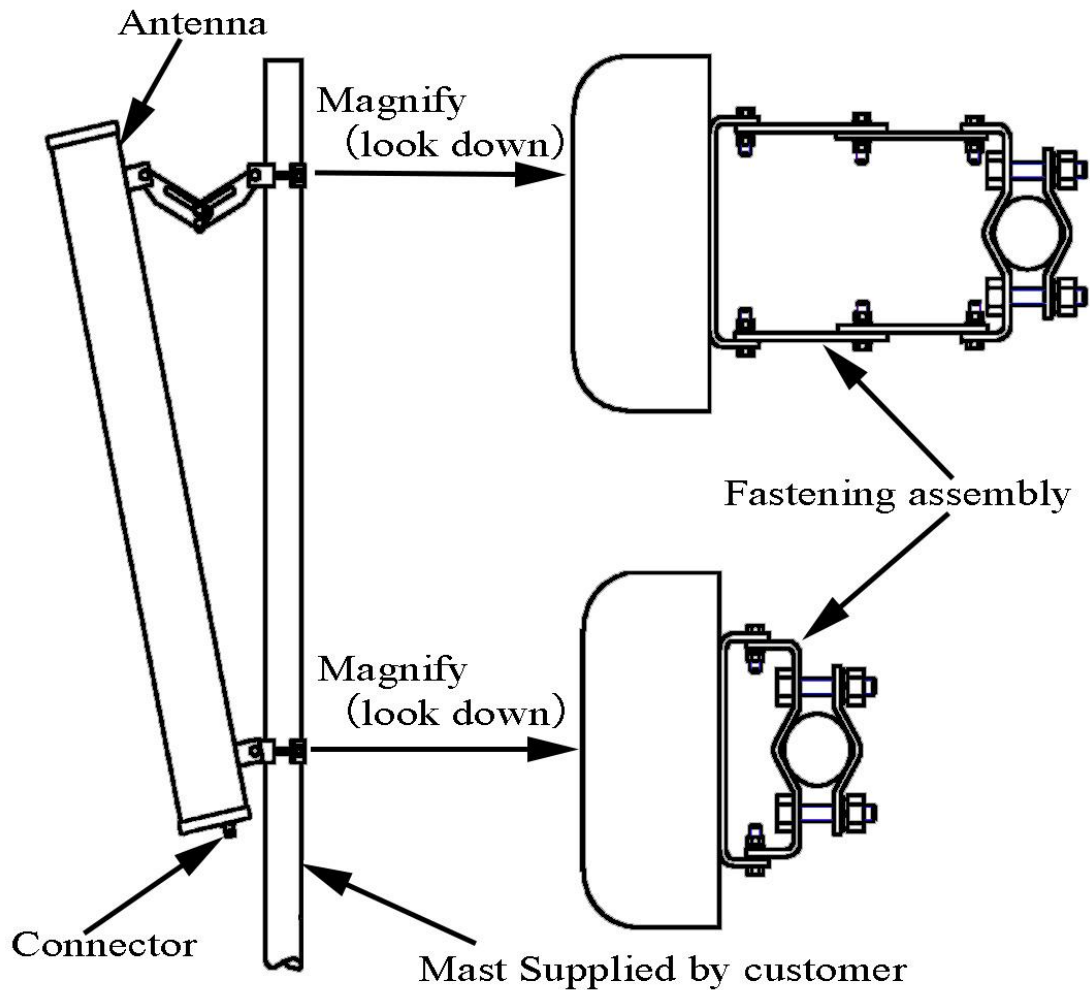
Tip: Pictures are for reference only.
Please refer to physical objects.

| Electrical Specifications | | | |
|---|--------------------|--------------|--------------|
| Freq.Range-MHz | 820 to 960 | 1710 to 2200 | 2200 to 2500 |
| Bandwidth-MHz | 140 | 490 | 300 |
| Polarization | ±45° | | |
| Gain-dBi | 2×14 | 2×15 | 2×15.5 |
| Beam Electrical Downtilt-° | 0 | | |
| Half-power beam width-° | H:65 E:15 | H:68 E:10 | H:60 E:9 |
| First upper sidelobe suppression | N/A | | |
| Cross-pol. Discrimination_XPD-dB | ≥15 (±60°≥10) | | |
| Third-order passive intermodulation-dBc | ≤-150dBc (2×43dBm) | | |
| Cross-pol-isolation-dB | ≥28 | ≥25 | ≥22 |
| F/B-dB | ≥ 25 | | |
| Impedance-Ω | 50 | | |
| VSWR | ≤ 1.5 | | |
| Max.Power-W | 200 | | |
| Lightning Protection | DC Grounded | | |

| Mechanical Specifications | |
|----------------------------|--------------------|
| Connector | 2×N female |
| Connector Position | Bottom |
| Dimension-MM | About 1890×280×85 |
| Weight-KG | About 13 |
| Radome material and color | Gray UPVC |
| Mechanical tilt-° | 0 to 10 |
| Operational Temperature-°C | -40 to 60 |
| Storage Temperature-°C | -55 to 85 |
| Relative Humidity-% | 5 to 95 |
| Rated Wind Velocity-M/S | 60 |
| Mounting way | Mast 【Φ50 to 75MM】 |

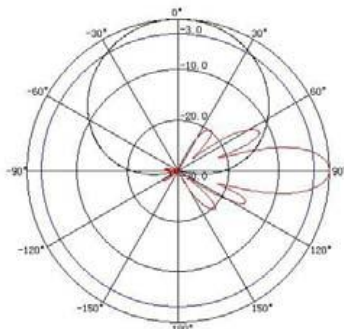


Installation Demonstrations

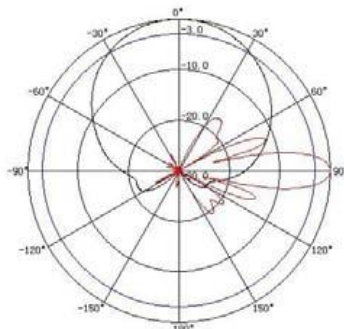


Typical pattern

820 to 960MHz



1710 to 2200MHz



2200 to 2500MHz

