



Directional Sector Antenna



- Model: FTD-1721SH14VP90A
- Name: Directional Sector Antenna
- Freq.Range: 1710 to 1880 / 1850 to 1990 / 1920 to 2170 MHz
- Communications system:
CDMA2000/WCDMA/TD-SCDMA/FDD,
Wireless access communication system
- Application scenario: Point to multipoint,
Repeater antenna, Base station antenna,
Wireless data and image transmission,
Outdoor signal directional coverage

Tip: Pictures are for reference only.
Please refer to physical objects.

Electrical Specifications

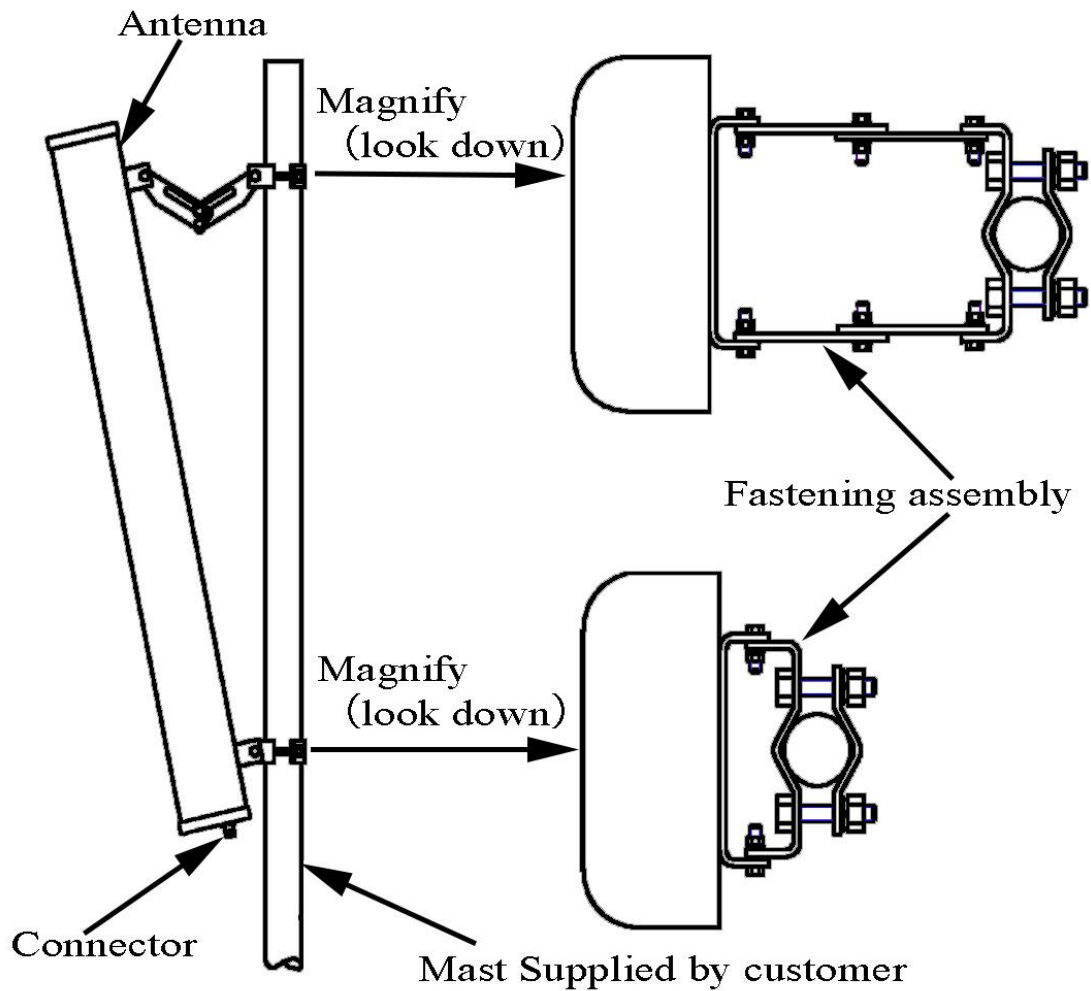
Freq.Range-MHz	1710 to 1880	1850 to 1990	1920 to 2170
Bandwidth-MHz	170	140	250
Polarization	Vertical		
Gain-dBi	13.5	13.5	14
Beam Electrical Downtilt-°	0		
Half-power beam width-°	H:88 E:16	H:89 E:15	H:90 E:14
First upper sidelobe suppression	N/A		
F/B-dB	≥ 23		
Impedance-Ω	50		
VSWR	≤ 1.5		
Third-order passive intermodulation-dBc	≤ -150dBc (2×43dBm)		
Max.Power-W	300		
Lightning Protection	DC Grounded		

Mechanical Specifications

Connector	N female
Connector Position	Bottom
Dimension-MM	About 550×160×80
Weight-KG	About 2.8
Radome material	UPVC
Radome color	Gray
Mechanical tilt-°	0 to 15
Operational Temperature-°C	-40 to 60
Storage Temperature-°C	-55 to 85
Relative Humidity-%	5 to 95
Rated Wind Velocity-M/S	60
Mounting way	Mast
Mast Diameter-MM	Φ50 to 75

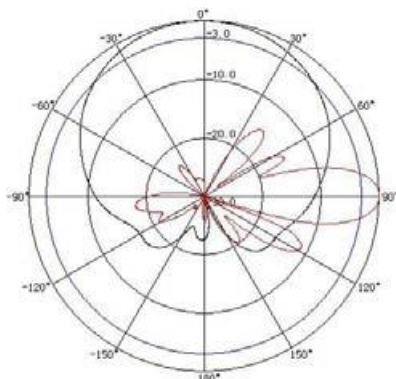


Installation Demonstrations

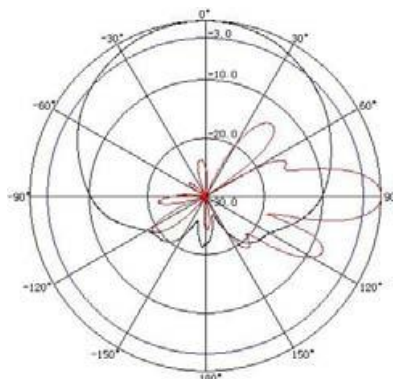


Typical pattern

1710 to 1880MHz



1850 to 1990MHz



1920 to 2170MHz

