



Directional Sector Antenna



Tip: Pictures are for reference only.
Please refer to physical objects.

- Model: FTD-0738SH1215DP65A
- Name: Directional Sector Antenna
- Freq.Range: 698 to 960 / 1710 to 2700 / 3300 to 3800 MHz
- Communications system: WLAN/WIFI/ISM, GSM/CDMA/EGSM/DCS1800/MMDS/5G, TD-SCDMA/WCDMA/TDD&FDD-LTE, Wireless trunking communication system, Wireless access communication system, Wireless cellular Communication System
- Application scenario: Point to multipoint, Repeater antenna, Base station antenna, Outdoor signal directional coverage

Electrical Specifications

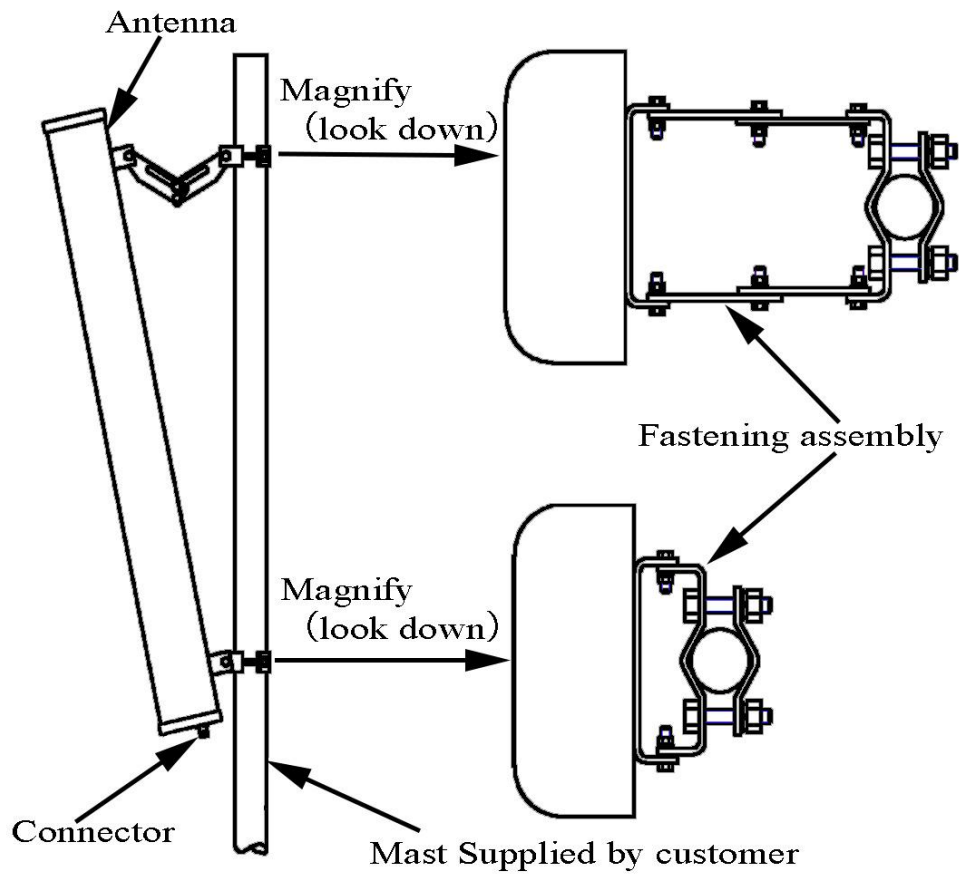
Freq.Range-MHz	698 to 960	1710 to 2700	3300 to 3800
Bandwidth-MHz	262	990	500
Polarization	±45°		
Gain-dBi	12±1	14±1	15±1
Beam Electrical Downtilt-°	0		
Half-power beam width-°	H:68±10 E:30±10	H:65±10 E:15±10	H:60±10 E:14±10
Cross-pol. Discrimination_XPD-dB	≥15 (±60°≥8)		
Third-order passive intermodulation-dBc	≤-150dBc (2×43dBm)		
Cross-pol-isolation-dB	≥20	≥20	≥20
F/B-dB	≥20	≥25	≥25
Impedance-Ω	50		
VSWR	≤2.0	≤2.0	≤2.0
Max.Power-W	100		
Lightning Protection	DC Grounded		

Mechanical Specifications

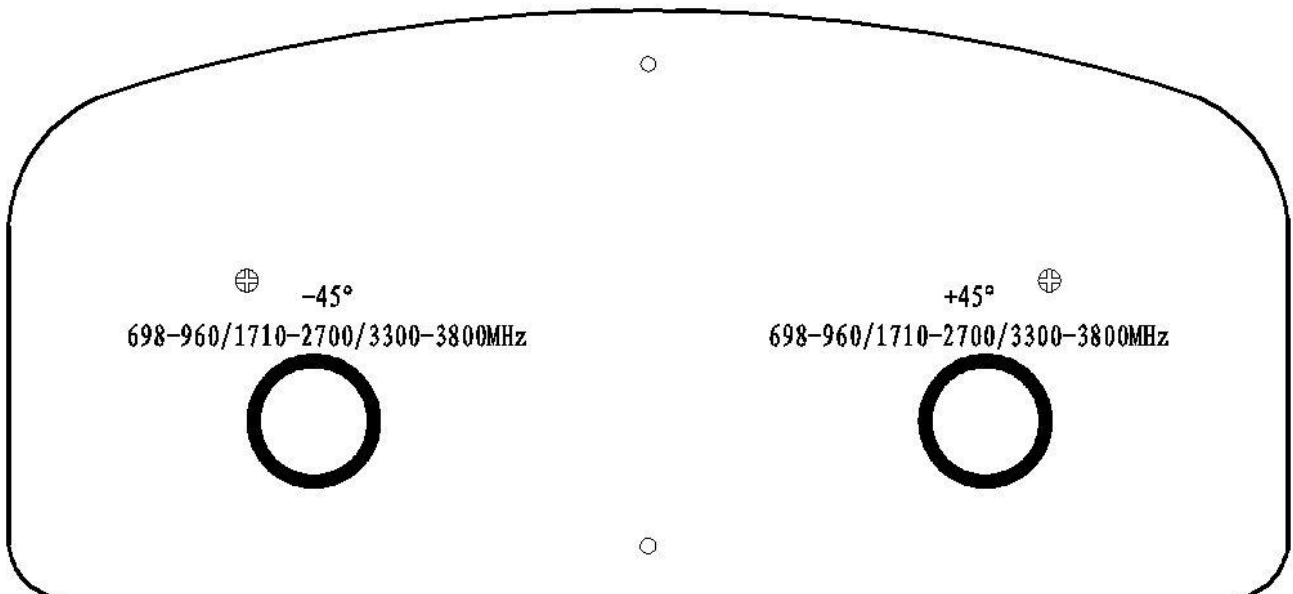
Connector	2×N female
Connector Position	Bottom
Dimension-MM	About 650×300×146
Weight-KG	About 5
Radome material and color	Gray PVC
Mechanical tilt-°	0 to 20
Operational Temperature-°C	-40 to 60
Storage Temperature-°C	-55 to 85
Relative Humidity-%	5 to 95
Rated Wind Velocity-M/S	60
Mounting way	Mast
Mast Diameter-MM	About Φ40 to 75



Installation Demonstrations



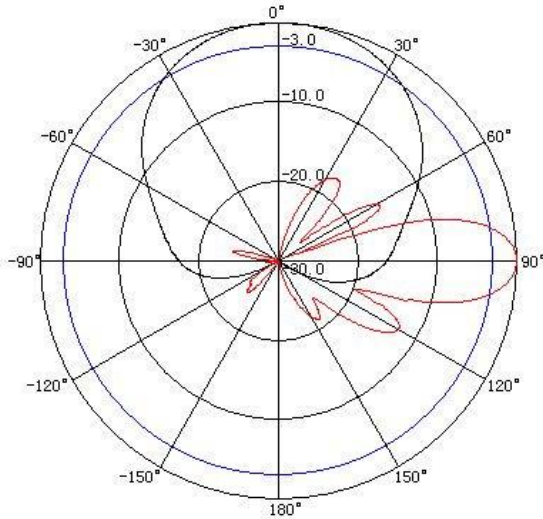
Connector



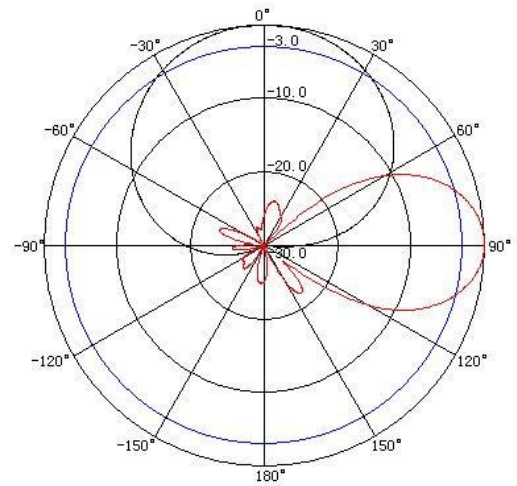


Typical pattern

698~960MHz: $\pm 45^\circ$ Pol.



1710~2700MHz: $\pm 45^\circ$ Pol.



3300~3800MHz: $\pm 45^\circ$ Pol.

